






Cooler Preventive
Maintenance Check Sheet



STARCORE REFRIGERATION LTD.,
G 16 & 17, RIICO INDUSTRIAL AREA,
SHAHAJANPUR,
RAJASTHAN-301706 www.starcore.co.in

JOB No :		Date : / /		Checked By				Remark
Sr.no	Discription	Check Point	Consumable / Spare		Required Tools		Yes	
COOLER								
A								
1	CONVAYOR	Shaft Circlip			Circlip Sproket Rivit Nut Bolt PU Sheet Belt	Screw Driver Set Screw Spanner 14" Ring And D Spanner 10-32 Allenkey Set (mm) Circlip Plier outside opening		
2		PP Roller Position						
3		Belt Tensner (Spring)						
4		PP Sproket position (Gap)						
5		Belt tigtning						
6		Belt guider (Gap)						
7		GAP between Convayor side PP And Belt						
8		Belt round pp Nut Bolt						
9		PP Sproket Shaft Lock						
10		Out side Scrapper						
11		Out side Scrapper Spring						
12		Belt Guider PP Position						
13		Out Chute Nut bolt						
14								
1	Gear Motor	Motor Jam		Gear Drive Oil Grease -40deg food grade Nut Bolt Bearing	Mutimeter Mager meter Screw Driver Set Screw Spanner 14" Ring And D Spanner 10-32 line tester Allenkey Set (mm)			
2		Motor Mager						
3		Motor terminal Connection						
4		Motor AMPS						
5		Motor Rotation						
6		Motor Base Nut-bolt						
7		Motor Gap Between Base						
8		Motor Terminal BOX leakage						
9		Gear Box oil level						
10		Gear shaft lock position						
11		Gear box running movement						
12		Motor Bearing						
13		Rotation Alingment						
1		Motor Jam						
2		Motor Mager						
3		Motor terminal Connection						
4		Motor AMPS						
5		Motor Rotation						
6		Motor Base Nut-bolt						

7	Fan	Motor Gap Between Base						
8		Motor Terminal BOX leakage						
9		Fan Impellar Allingment & Level						
10		Gap between Impellar And Cone						
11		Fan Motor Level						
12		Motor Shaft Lock						
13		Motor Base Nut-bolt						
14	Cone Nut Bolt							
15	Motor Cover Nut Bolt							
1	Chilled Water Pump Motor & Nozel's	Motor Jam		Gear Drive Oil Grease -40deg food grade Nut Bolt Bearing Strainer Gas kit Tafalon Tap				
2		Motor Mager						
3		Motor terminal Connection						
4		Motor AMPS						
5		Motor Rotation						
6		Motor Base Nut-bolt						
7		Motor Gap Between Base						
8		Motor Terminal BOX leakage						
9		Pump Strainer clean						
10		Pump Valve						
11		Pump Impeller						
12		Strainer Gas kit						
13		Strainer drain Valve						
14		Butterfly Valve Nut Bolt						
15		Tank Side Glass clean						
16		Strainer Nut Bolt						
17		Chilled Water Temp. sensor Position						
18		Flot Valve Position						
19		Corner side Hood cleaning						
20		Gap between Hood And Tank Coller						
21		All Hood Nut Bolt tightning						
22		Nozel Clean						
23		Chilled Water flow in Nozel						
24		Chiller Tank Coil leakage						
25		Coil damage						
26		Flot Valve Position						
27		Drain Pipe & Valve						
28		Ammonia Liquid Line Solenoid Valve Working						
29		Cooler Tank Water Leakage						
1	Motor Jam		Hydraulic Oil N68 Grease					
2	Motor Mager							

- Mutimeter
- Mager meter
- Screw Driver Set
- Screw Spanner 14"
- Ring And D Spanner 10-32
- line tester
- Allenkey Set (mm)
- Plastic Hammer
- Matel Hammer

