










Blancher Preventive
Maintenance Check Sheet



STARCORE REFRIGERATION LTD,
G 16 & 17, RIICO INDUSTRIAL AREA,
SHAHAJANPUR,
RAJASTHAN-301706
www.starcore.co.in

JOB No :		Date : / /		Checked By		Remark	
Sr.no	Discription	Check Point	Consumable / Spare	Required Tools	Yes	No	Remark
BLANCHER							
A							
1	CONVAYOR	Shaft Circlip		Circlip	Screw Driver Set Screw Spanner 14" Ring And D Spanner 10-32 Allenkey Set (mm) Circlip Plier outside opening		
2		PP Roller Position		Sproket			
3		Belt Tensner (Spring)		Rivit			
4		PP Sproket position (Gap)		Nut Bolt			
5		Belt tigtning		PU Sheet			
6		Belt guider (Gap)		Belt			
7		GAP between Convayor side PP And Belt					
8							
9		Belt round pp Nut Bolt					
10		PP Sproket Shaft Lock					
11		Out side Scrapper					
12		In side Scrapper					
13		Belt Guider PP Position					
14		Out Chute Nut Bolt					
1	Gear Motor	Motor Jam		Gear Drive Oil	Mutimeter Mager meter Screw Driver Set Screw Spanner 14" Ring And D Spanner 10-32 line tester Allenkey Set (mm)		
2		Motor Mager		Grease -40deg food grade			
3		Motor terminal Connection		Nut Bolt			
4		Motor AMPS		Bearing			
5		Motor Rotation					
6		Motor Base Nut-bolt					
7		Motor Gap Between Base					
8		Motor Terminal BOX leakage					
9		Gear Box oil level					
10		Gear shaft lock position					
11		Gear box running movement					
12		Motor Bearing					
13		Rotation Alingment					
1	Fan	Motor Jam		Mutimeter Mager meter Screw Driver Set Screw Spanner 14" Ring And D Spanner 10-32 line tester Allenkey Set (mm)			
2		Motor Mager					
3		Motor terminal Connection					
4		Motor AMPS					
5		Motor Rotation					
6		Motor Base Nut-bolt					
7		Motor Gap Between Base					
8		Motor Terminal BOX leakage					

9		Fan Impellar Allingment & Level						
10		Gap between Impellar And Cone						
11		Fan Motor Level						
12		Motor Shaft Lock						
13		Motor Base Nut-bolt						
14		Cone Nut Bolt						
15		Motor Cover Nut Bolt						
1	Hot Water Pump Motor	Motor Jam		Gear Drive Oil Grease -40deg food grade Nut Bolt Bearing Strainer Gas kit Taflon Tap				
2		Motor Mager						
3		Motor terminal Connection						
4		Motor AMPS						
5		Motor Rotation						
6		Motor Base Nut-bolt						
7		Motor Gap Between Base						
8		Motor Terminal BOX leakage						
9		Pump Strainer clean						
10		Pump Valve						
11		Pump Impeller						
12		Strainer Gas kit						
13		Strainer drain Valve						
14		Butterfly Valve Nut Bolt						
15		Tank Side Glass clean						
16		Strainer Nut Bolt						
17		Hot Water Temp. sensor Position						
18		Flot Valve Position						
19		Corner side Hood cleaning						
20		Gap between Hood And Tank Coller						
21	All Hood Nut Bolt tightning							
1	Nozel's & Steam	Steam Nozel Clean						
2		Hot Water Nozel						
3		Hot Water nozel flow						
4		Steam Modulating Valve operation						
5		Inlet Steam Temp. Sensor Position						
6		Pressure Transmitter Position						
7		Hot water Steam Modulating Valve operation						
8		Inside Tank Hot water Steam Spray Pipe Hole						
1		Motor Jam		Hydroulic Oil N68 Grease Nut Bolt Bearing Taflon Tap				
2		Motor Mager						
3		Motor terminal Connection						
4		Motor AMPS						
5		Motor Rotation						
6		Motor Base Nut-bolt						

